

# Rare B-decays in ATLAS

BEAUTY 2005, Assisi (Perugia), Italy, June 20-24, 2005

**N.Nikitine,**

**F.Ohlson-Malek,**

**P.Reznicek,**

**S.Sivoklovov,**

**L.Smirnova,**

**M.Smizanska,**

**K.Toms,**

**S.Viret**



# Introduction - I

**Physics:**  $b \rightarrow d, s$  transitions (FCNC) are forbidden at the tree level in SM and occur at the lowest order through one-loop-diagrams “penguin” and “box”.

**Main points for study:**

- a) The good test of SM and its possible extensions  
- SUSY, Two Higgs-doublet, LR, Extra Dimensions;
- b) Information of the long-distance QCD effects;
- c) Determination of the  $|V_{td}|$  and  $|V_{ts}|$ ;
- d) Some of rare decays as BG to other rare decays  
(for example:  $B_d^0 \rightarrow \pi^0 \mu^+ \mu^-$  as BG to  $B_{d,s}^0 \rightarrow \mu^+ \mu^-$ ).

# Introduction - II

## Branching Ratios Hierarchy in SM:

$$\text{Br}(B^0_d \rightarrow \mu^+ \mu^-) \sim \text{“a few”} * 10^{-10}$$

$$\text{Br}(B^0_d \rightarrow \mu^+ \mu^- \gamma) \sim \text{“a few”} * 10^{-10}$$

$$\text{Br}(B^0_s \rightarrow \mu^+ \mu^-) \sim \text{“a few”} * 10^{-9}$$

$$\text{Br}(B^0_s \rightarrow \mu^+ \mu^- \gamma) \sim \text{“a few”} * 10^{-8}$$

$$\text{Br}(B^0_d \rightarrow \pi^0 \mu^+ \mu^-) \sim \text{“a few”} * 10^{-8}$$

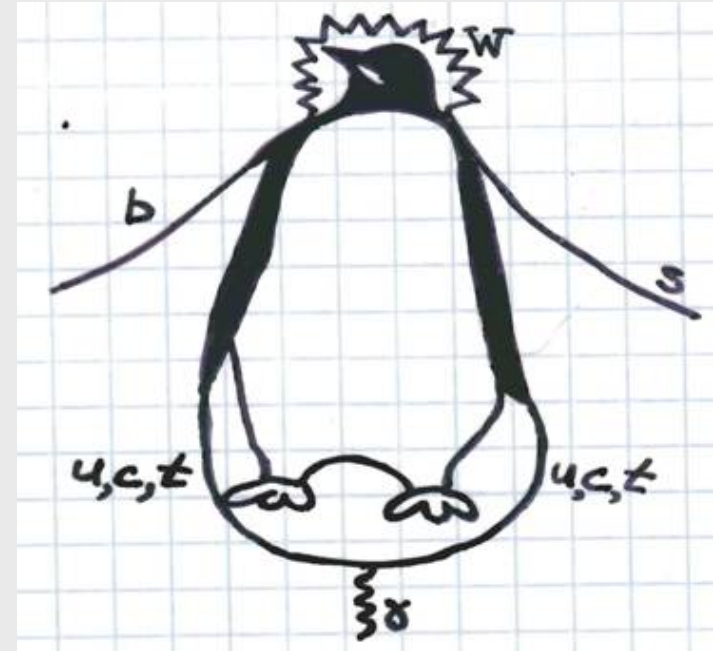
$$\text{Br}(B^0_d \rightarrow K \mu^+ \mu^-) = (5.6 \pm 2.5) * 10^{-7} \quad (\text{BaBar, Belle, '02})$$

$$\text{Br}(\Lambda_b \rightarrow \Lambda \mu^+ \mu^-) \sim \text{“a few”} * 10^{-6}$$

$$\text{Br}(B^0_s \rightarrow \phi \mu^+ \mu^-) \sim \text{“a few”} * 10^{-6}$$

$$\text{Br}(B^0_d \rightarrow K^* \mu^+ \mu^-) = (1.3 \pm 0.4) * 10^{-6} \quad (\text{BaBar, Belle, '03})$$

$$\text{Br}(B^0_d \rightarrow K^* \gamma) = (4.3 \pm 0.4) * 10^{-5} \quad (\text{CLEO, '93})$$



# Current status of the branchings



$N_{BB} = 123M$

$$B(B \rightarrow Kl^+l^-) = (6.5_{-1.3}^{+1.4} \pm 0.4) \times 10^{-7}$$

$$B(B \rightarrow K^*l^+l^-) = (8.8_{-2.9}^{+3.3} \pm 1.0) \times 10^{-7}$$



$N_{BB} = 273M$

$$B(B \rightarrow Kl^+l^-) = (5.50_{-0.70}^{+0.75} \pm 0.27 \pm 0.02) \times 10^{-7}$$

$$B(B \rightarrow K^*l^+l^-) = (16.5_{-2.2}^{+2.3} \pm 0.9 \pm 0.4) \times 10^{-7}$$



$N_{BB} = 123M$

- $B(B^0 \rightarrow e^+e^-) < 6.1 \times 10^{-8}$  (90%CL)
- $B(B^0 \rightarrow \mu^+\mu^-) < 8.3 \times 10^{-8}$  (90%CL)
- $B(B^0 \rightarrow e^+\mu^-) < 18 \times 10^{-8}$  (90%CL)



$N_{BB} = 85M$

- $B(B^0 \rightarrow e^+e^-) < 19 \times 10^{-8}$
- $B(B^0 \rightarrow \mu^+\mu^-) < 16 \times 10^{-8}$
- $B(B^0 \rightarrow e^\pm\mu^\mp) < 17 \times 10^{-8}$

D0  $B_s \rightarrow \mu^+\mu^-$  result:  $240\text{pb}^{-1}$

$$BF(B_s \rightarrow \mu^+\mu^-) < 3.8 \times 10^{-7} \text{ 90\% CL}$$

CDF  $B_{(s,d)} \rightarrow \mu^+\mu^-$  results:  $171\text{pb}^{-1}$

$$BF(B_s \rightarrow \mu^+\mu^-) < 5.8 \times 10^{-7} \text{ 90\% CL}$$

$$BF(B_d \rightarrow \mu^+\mu^-) < 1.5 \times 10^{-7} \text{ 90\% CL}$$

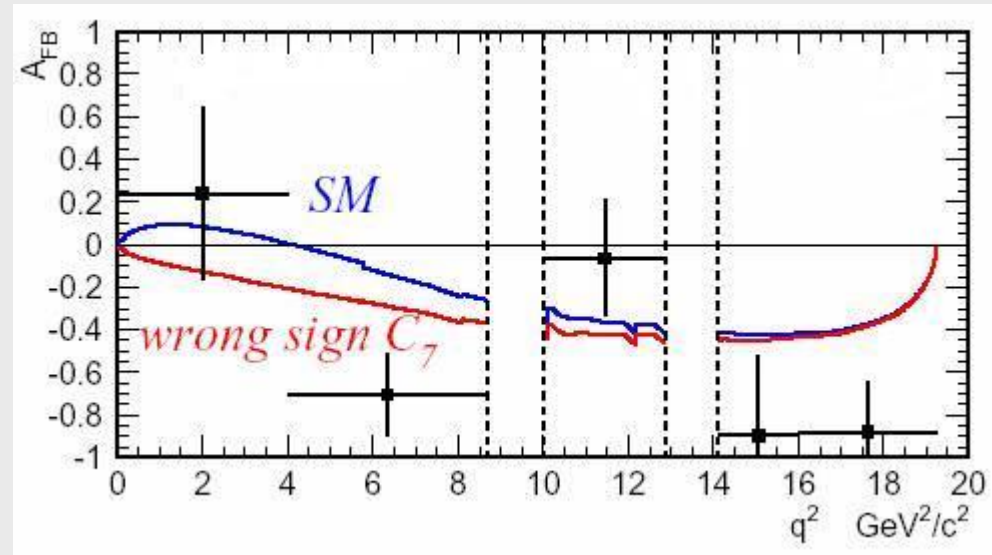
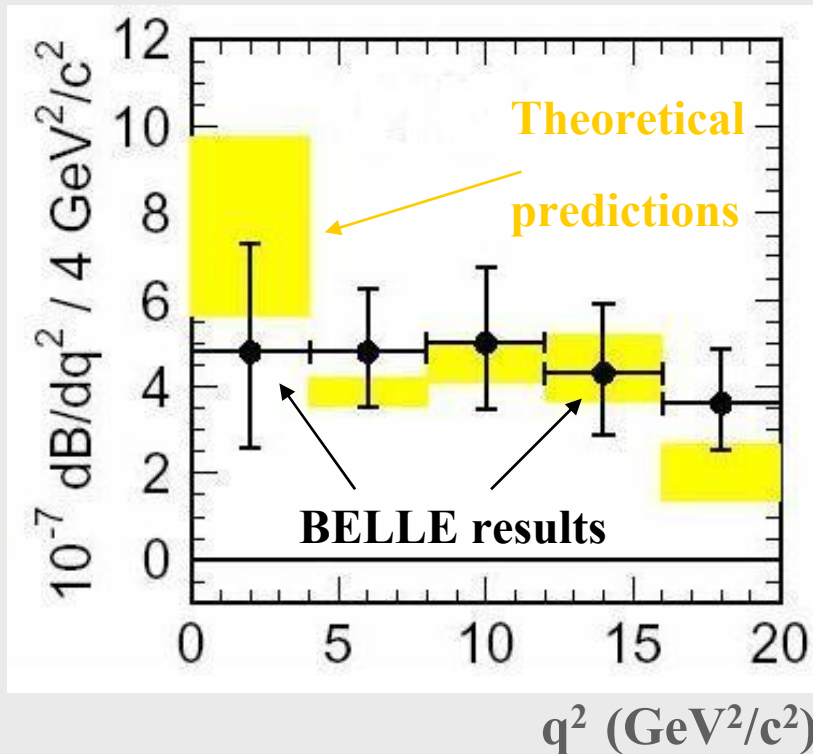
Y.Kwon (BELLE Colab.),  
 “EW Penguin & Leptonic  
 B decays”, Report on  
 FPCP 2004, Oct. 4-9 04.

# Current status of the Differential distributions for $B^0_d \rightarrow K^* I^+ I^-$

**Y.Kwon** (BELLE Colab.), “EW Penguin & Leptonic *B* decays”, Report on **FPCP 2004**, Oct. 4-9 2004.



$N_{BB} = 273M$



# Which new measurements can LHC make in rare B-decays comparing with B-factories?

- a) The rare decays of  $B_s^0$  – meson ( $B_s^0 \rightarrow \phi \gamma$ ,  $B_s^0 \rightarrow \phi \mu^+ \mu^-$ , and  $B_s^0 \rightarrow \mu^+ \mu^- (\gamma)$ ) and  $\Lambda_b$  – baryon ( $\Lambda_b \rightarrow \Lambda \mu^+ \mu^-$ ,  $\Lambda_b \rightarrow \Lambda \gamma$ );
- b) **Differential distributions for rare semileptonic B-meson decays (dimuon-mass spectra, forward-backward asymmetries) with needed accuracy – very sensitive to the SM extensions;**
- c) **Branching fractions of  $B_{d,s}^0 \rightarrow \mu^+ \mu^-$  and  $B_{d,s}^0 \rightarrow \mu^+ \mu^- \gamma$  decays – good sensitivity to the SM extensions.**

# The basic theoretical description - I

Effective Hamiltonian for  $b \rightarrow d,s$  transition:

$$\mathbf{H}_{\text{eff}}(b \rightarrow q) \sim G_F V_{tq}^* V_{tb} \sum C_i(\mu) O_i(\mu),$$

includes the lowest EW-contributions and perturbative QCD corrections for Wilson coefficients  $C_i(\mu)$ .

$\mu$  - scale parameter  $\sim 5 \text{ GeV}$  : separates **SD** (perturbative) and **LD** (nonperturbative) contributions of the strong interactions.

**SM NLO**: A.Buras, M.Munz, *PRD52*, p.182, 1995

**SM NNLO**: C.Bobeth et al., *JHEP 0404*, 071, 2004

**MSSM NNLO**: C.Bobeth et al., *NPB713*, p522, 2005



# SUSY: main motivations for study in rare B-decays

- 1) SUSY is the **best from all possible extensions** of SM.
- 2) Only lightest ( $m \sim 1$  TeV) of SUSY- particles can be directly detected on LHC **at high luminosity**.
- 3) All SUSY-particles give the **virtual particle** corrections in SM processes. To find the information on SUSY particles it is necessary to study the decays where:
  - a) SM contributions are suppressed as much as possible;
  - b) perturbative and nonperturbative QCD corrections known with high accuracy;
  - c) branchings can be measured in LHC already **at low luminosity**.

**Rare  $B_{d,s}^0$  and  $\Lambda_b$  decays are IDEAL CHOICE for that!**



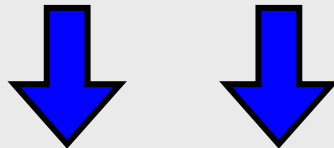
# The basic theoretical description -II

$O_i(\mu)$  – set of the basic operators (specific for each model: SM, MSSM, LR and others);

**LD** (nonperturbative) contribution of the strong interactions are contained in the hadronic matrix elements:

$$\langle \text{final hadronic states} | O_i(\mu) | \text{initial hadronic states} \rangle$$

and are described in the terms of relativistic invariant function - **transition formfactors**.



Need the **nonperturbative methods** (SR, QM, Lat).

# The accuracy of calculations

Stability of the Wilson coefficients to the choice of  $m_t$  and  $\mu \in [m_b/2, 2m_b] \approx [2.5 \text{ GeV}, 10.0 \text{ GeV}]$ :

SM NLO: approximately 15% ;

SM NNLO: approximately 6% - 7% ;

MSSM NNLO: > 30% strongly depends from the parameters set boundaries!

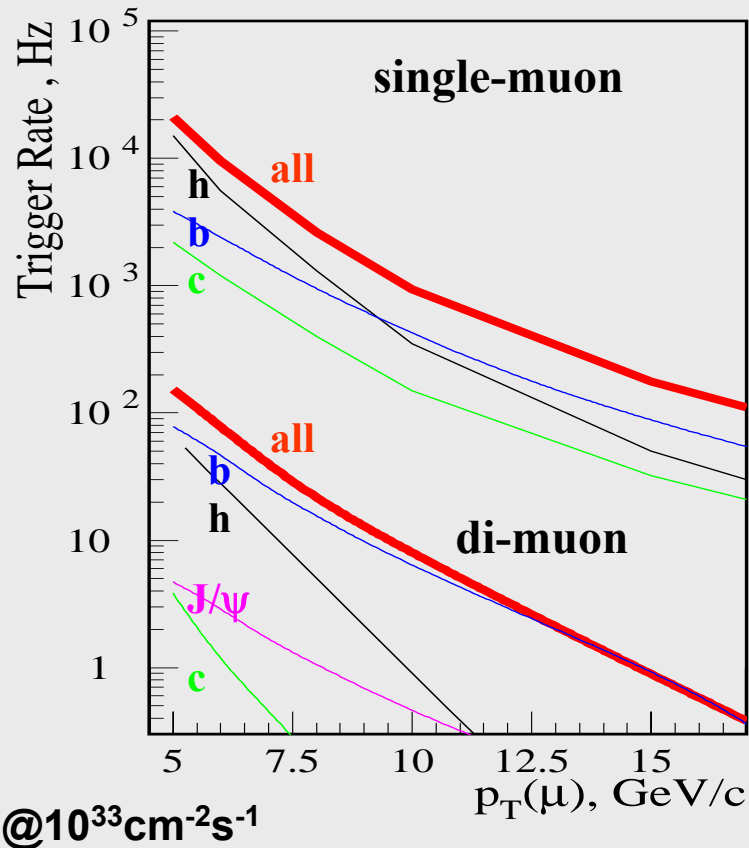
Accuracy of the nonperturbative calculations:

depends on a method, but it's not less, than 15% .

For SM calculations – NLO, for MSSM – NNLO.

# ATLAS muon trigger strategy

ATLAS LVL1, Trigger rates  
@ $10^{33}\text{cm}^{-2}\text{s}^{-1}$



1) The study of two-muons rare decays ( $B_s^0 \rightarrow \mu^+ \mu^-$ ,  $B_d^0 \rightarrow K^* \mu^+ \mu^-$ ) based on LVL1 di-muon trigger (can be continued at nominal  $10^{34}\text{cm}^{-2}\text{s}^{-1}$ ).

2) The study of rare radiative decays ( $B_s^0 \rightarrow \phi \gamma$ ,  $B_d^0 \rightarrow K^* \gamma$ ) based on single muon LVL1 ( $\mu 6$ ) with photon reconstruction in EM CALO.

3) Rare decays ( $B_d^0 \rightarrow \pi^0 \mu^+ \mu^-$ ,  $B_s^0 \rightarrow \mu^+ \mu^- \gamma$ ) based on 1) + 2).

**Simulations of rare  
B-decays  
for ATLAS detector**

# B-physics simulation history

## 1) 1998-1999-years simulation

Early ATLAS Detector layout

CERN/LHCC/99-15, ATLAS TDR 15, 25 MAY 1999;

“1999 Workshop on SM Physics (and more) at the LHC”, CERN Yellow Reports  
CERN-2000-004.

## 2) 2002-2003-years simulations

Final ATLAS Detector layout

ATLAS B-Physics Group, ATL-PHYS-2005-002

## 3) 2004-2005-years simulation

Final ATLAS Detector layout **with new software**

ATLAS Physics workshop (Rome),

<http://agenda.cern.ch/fullAgenda.php?ida=a044738>

# Models used for MC generation

$B_s^0 \rightarrow \mu^+ \mu^-$	$\text{Br}(B_s^0 \rightarrow \mu^+ \mu^-) = 3.5 * 10^{-9}$ at $ V_{ts}^* V_{tb} ^2 = 2.2 * 10^{-3}$
$B_d^0 \rightarrow \mu^+ \mu^-$	$\text{Br}(B_d^0 \rightarrow \mu^+ \mu^-) = 0.9 * 10^{-10}$ at $ V_{td}^* V_{tb} ^2 = 6.9 * 10^{-5}$
$B_d^0 \rightarrow K^* \mu^+ \mu^-$	$\text{Br}(B_d^0 \rightarrow K^* \mu^+ \mu^-) = 1.3 * 10^{-6}$ from PDG'04
$B_s^0 \rightarrow \phi \mu^+ \mu^-$	$\text{Br}(B_s^0 \rightarrow \phi \mu^+ \mu^-) / \text{Br}(B_d^0 \rightarrow K^* \mu^+ \mu^-) = 0.8$ D.Melikhov, N.Nikitin, S.Simula, PRD57, 6814, 1998 D.Melikhov, B.Stech, PRD62, 014006, 2000 A.Buras, M.Munz, PRD52, 186, 1995
$B_d^0 \rightarrow \pi^0 \mu^+ \mu^-$	$\text{Br}(B_d^0 \rightarrow \pi^0 \mu^+ \mu^-) = 2.0 * 10^{-8}$ at $ V_{td}^* V_{tb} ^2 = 6.9 * 10^{-5}$
$B_s^0 \rightarrow \mu^+ \mu^- \gamma$	$\text{Br}(B_s^0 \rightarrow \mu^+ \mu^- \gamma) = 1.9 * 10^{-8}$ at $ V_{ts}^* V_{tb} ^2 = 2.2 * 10^{-3}$ D.Melikhov, N.Nikitin, PRD70, 114028, 2004 F.Kruger, D.Melikhov, PRD67,034002, 2003 A.Buras, M.Munz, PRD52, 186, 1995
$\Lambda_b \rightarrow \Lambda \mu^+ \mu^-$	$\text{Br}(\Lambda_b \rightarrow \Lambda \mu^+ \mu^-) = 2.0 * 10^{-6}$ C-H.Chen, C.Q.Geng, PRD64, 074001, 2001 T.M.Aliev et.al. , NPB649, p. 168-188 , 2003

# $B^0_{d,s} \rightarrow \mu^+ \mu^-$ decays in ATLAS - I

## Points for study in ATLAS:

Very clear signature; BR very tiny in SM ,but **good sensitive to the SUSY** .

## 1998-2004 simulations history:

Full Inner detector **simulation** and **reconstruction** at **initial** and **nominal** LHC luminosity

1) for **TDR layout signal + background** (ATLAS TDR 15, Vol.II, 1999)

2) for **Initial layout only signal** (ATL-PHYS-2005-002 ).

## 1998-year simulation results (TDR results):

Using SM branchings:  $\text{Br}(B^0_d \rightarrow \mu^+ \mu^-) \approx 1.5 \cdot 10^{-10}$  and  $\text{Br}(B^0_s \rightarrow \mu^+ \mu^-) \approx 3.5 \cdot 10^{-9}$

we obtained the following sensitivities for ATLAS

After **3 year** LHC work at  $L=10^{33} \text{ cm}^{-2}\text{s}^{-1}$  (**30 fb<sup>-1</sup>**) will be expected

$B^0_d$  : **4 signal** ev.,  $B^0_s$  : **27 signal** ev., **93 BG** ev. common to both

After **1 year** LHC work at  $L=10^{34} \text{ cm}^{-2}\text{s}^{-1}$  (**100 fb<sup>-1</sup>**) will be expected

$B^0_d$  : **14 signal** ev.,  $B^0_s$  : **92 signal** ev., **660 BG** ev. common to both

$B^0_d \rightarrow \mu^+ \mu^-$  :  **$3 \cdot 10^{-10}$  upper limit** at **CL 95%**

$B^0_s \rightarrow \mu^+ \mu^-$  :  **$2.8\sigma$**  at **3year@ $10^{33}$**  and combining with 1year@ $10^{34}$  -  **$4.3\sigma$**



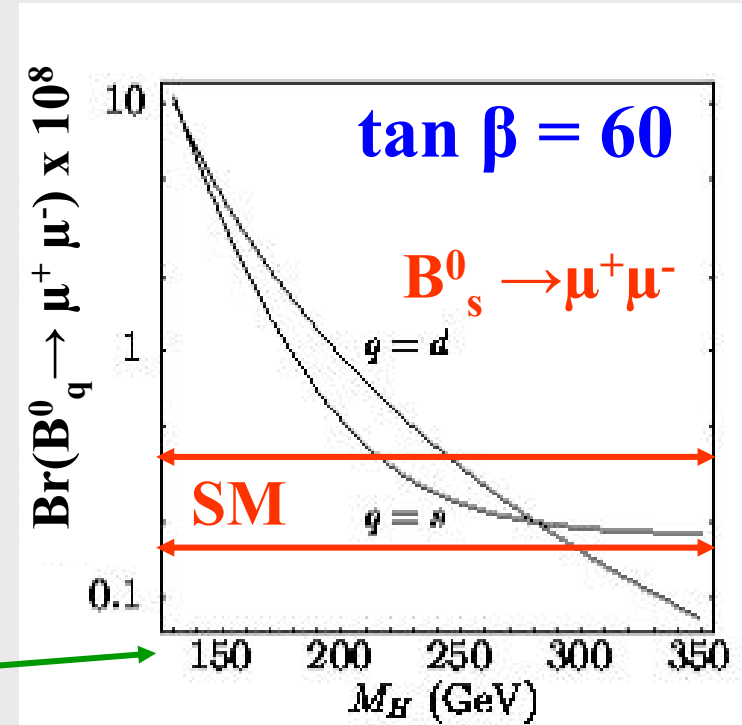
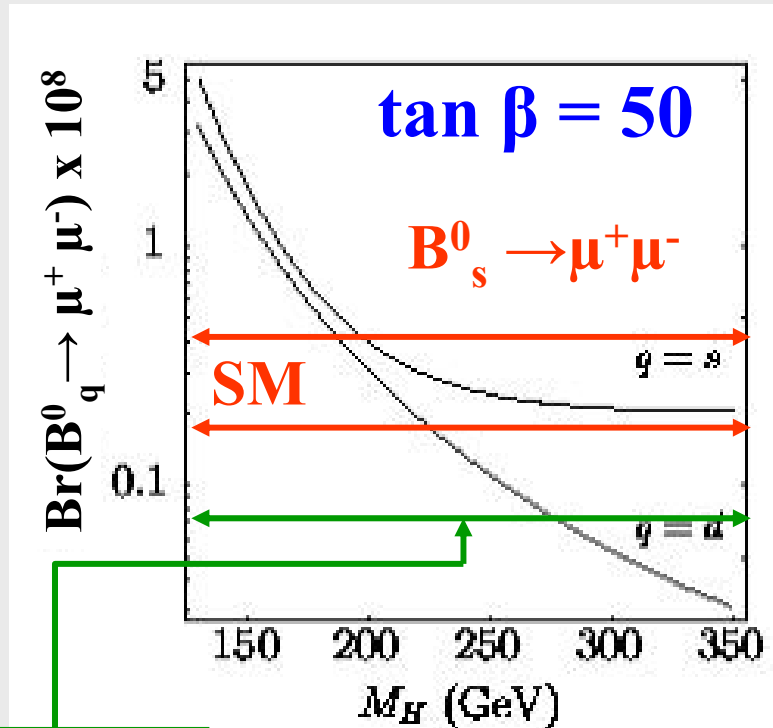
# $B^0_s \rightarrow \mu^+ \mu^-$ decays in ATLAS –II

## 2005 year results

Signal, BG and efficiencies of selection cuts (**30 fb<sup>-1</sup>**)

Cuts	Background		$B^0_s$ - Signal	
	CTMVFT	VKalVrt	CTMVFT	VKalVrt
Vertexing procedure	CTMVFT	VKalVrt	CTMVFT	VKalVrt
$p_T(\mu) > 6$ GeV, $\Delta R_{\mu\mu} < 0.9$	<b>1.8 x 10<sup>7</sup> events</b>		<b>150 events</b>	
$M(\mu\mu) = M_B^{+140}_{-70}$ MeV	2x10 <sup>-2</sup>	—	0.77	—
<b>Isolation cut:</b> no ch.tracks $p_T > 0.8$ GeV in cone with $\theta < 15^\circ$	5x10 <sup>-2</sup>	5x10 <sup>-2</sup>	0.36	0.36
$\sigma < 90\mu\text{m}$ , $L_{xy}/\sigma > 15$ , $\alpha < 1^\circ$	2.8x10 <sup>-3</sup>		0.2	
$L_{xy}/\sigma > 11$ , $\chi^2 < 15$		$< 0.7 \times 10^{-4}$		0.4
Number of events after cuts	<b>45±30</b>	<b>&lt; 60</b>	<b>9</b>	<b>21</b>
<b>S/√BG</b>			<b>(1.7±0.6)σ</b>	<b>&gt;2.7σ</b>

# MSSM for $B_{d,s}^0 \rightarrow \mu^+ \mu^-$ decays and ATLAS sensitivity (2005 - results only for low luminosity)



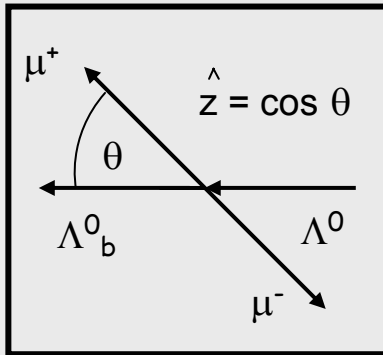
C. Bobeth et al., PRD66, 074021, (2002)

The  $B_{d,s}^0 \rightarrow \mu^+ \mu^-$  branchings as functions of charge Higgs boson mass  $M_H$  for two choices of  $\tan \beta$ .

Upper limit  
for  $B_d^0 \rightarrow \mu^+ \mu^-$

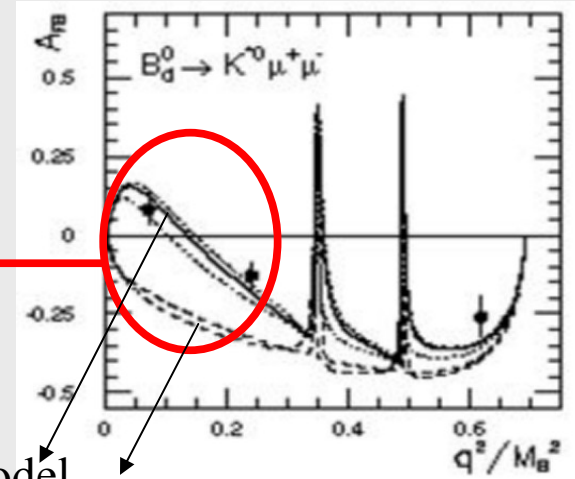
# $\Lambda_b \rightarrow \Lambda \mu^+ \mu^-$ - motivation for study

$A_{FB}$  - is very sensitive to the SUSY

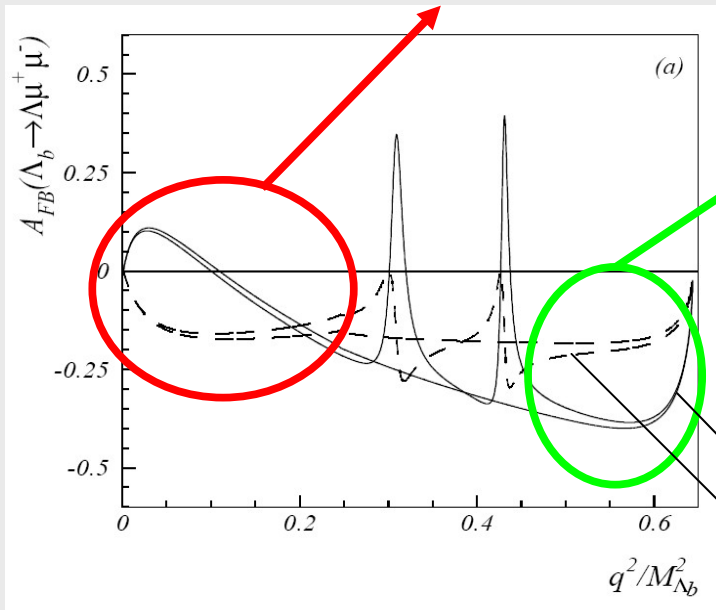


Main definition for  $A_{FB}$

$A_{FB}$  in low di-muon invariant mass region (outside  $J/\psi$  resonances) shows significant sensitivity to new physics effects



ATLAS TDR vol II, 1999



Standard model

MSSM model ( $C_{7g}^{eff} > 0$  and  $< 0$ ):

[P.Cho et al., PRD54,p.3329, 1996]

Also sensitive, but:

- higher  $\psi$  resonances
- more sensitive to  $\Lambda_b^0 \rightarrow \Lambda^0$  transition form-factors

[C-H.Chen et al., Phys.Lett.B516,327-336, 2000]

Standard model, W.C.: [A.J.Buras et al., Phys.Rev.D52,186 1995]

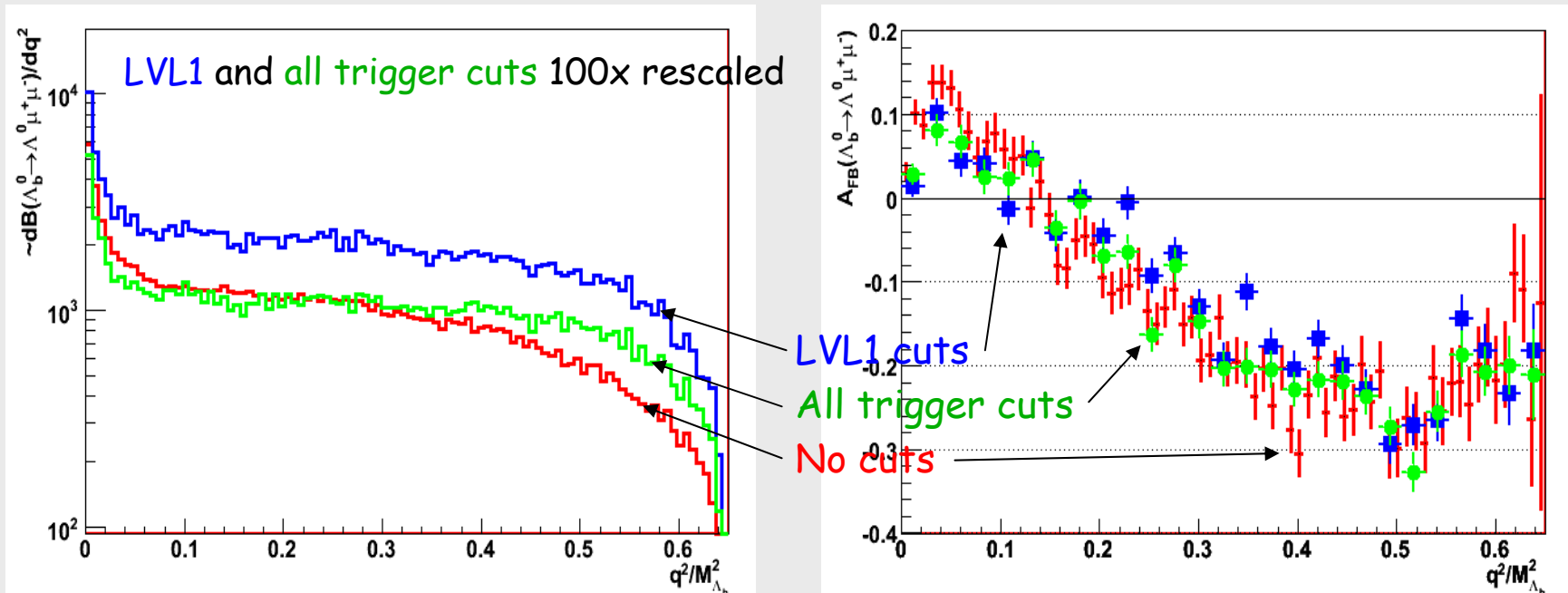
SUSY model: [E. Lunghi et al., Nucl.Phys.B568,120-144 2000]

# Impact of Trigger Cuts for $\Lambda_b \rightarrow \Lambda \mu^+ \mu^-$

- expected number of triggered events for  $30 \text{ fb}^{-1}$

$\Lambda_b$ - production	$\sigma_{bb} = 500 \mu\text{b}$ , $\text{Br}(b \rightarrow \Lambda_b) = 0.071$	$1.1 \times 10^{12}$
$\Lambda_b$ rare decay	$\text{Br}(\Lambda_b \rightarrow \Lambda \mu \mu) = 2 \times 10^{-6}$ , $\text{Br}(\Lambda \rightarrow p \pi) = 0.64$	<b>1.400.000</b>
Di-muon LVL1 cuts	$p_T > 6/4 \text{ GeV}$ , $ \eta  < 2.5$	<b>26.000</b>
Hadron cuts	$p_T > 0.5 \text{ GeV}$ , $ \eta  < 2.5$	<b>14.000</b>

- trigger cuts **prefers higher di-muon invariant masses** and **slightly lowers absolute value of  $A_{\text{FB}}$**  in region of lower di-muon masses



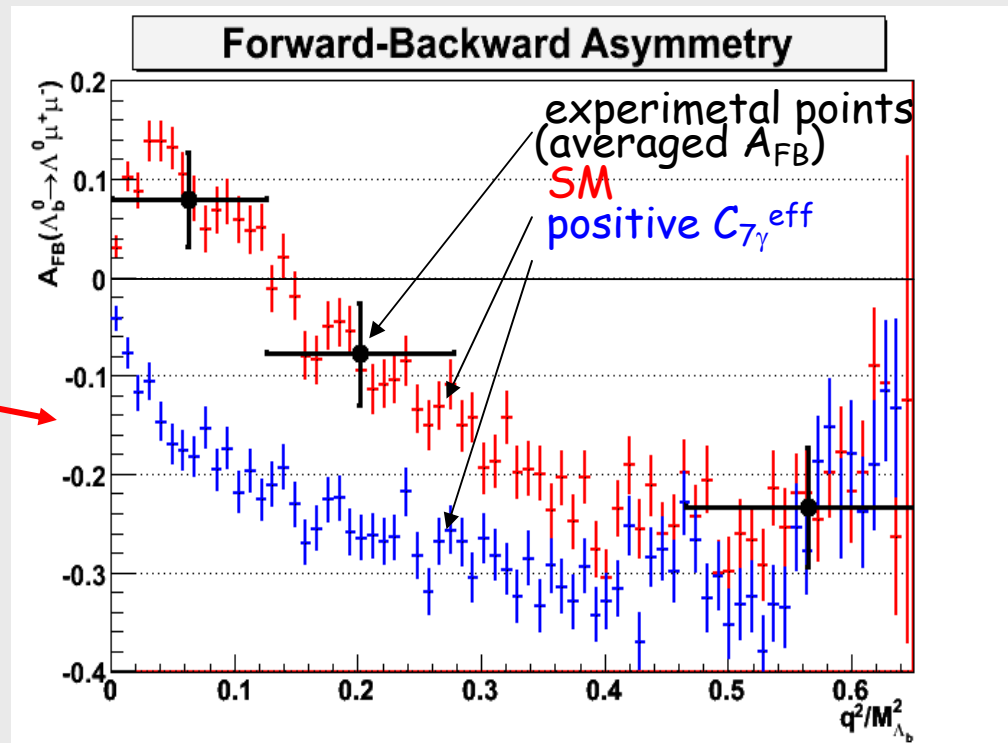
# 2005 – year simulation results for $A_{FB}$

Expected precision for  $30 \text{ fb}^{-1}$ :

**14%** - reconstruction  
efficiency  
accounting **75%**  
LVL1 efficiency

	$q^2/M_{\Lambda_b}$ min .. 0.13	0.13 .. 0.28	0.47 .. max
$\langle A_{FB} \rangle$ for SM	7.9%	-7.8%	-23.3%
$\langle A_{FB} \rangle$ for $C_{7\gamma}^{\text{eff}} > 0$	-13.8%	-25.0%	-27.9%
$\langle A_{FB} \rangle$ statistical error	4.8%	5.2%	6.2%
Number of events	430	370	280

**1500 events**



# $B^0_d \rightarrow K^*(892)\mu^+\mu^-$ decay at ATLAS - I

## Points for study in ATLAS:

Branching ratio - sensitive to the SUSY ;

Differential distributions (dimuon-mass spectra,  $A_{FB}$ )

↳ very sensitive to the SUSY.

## 1998-1999 years simulations :

Full ATLAS Inner detector simulation and reconstruction at initial luminosity (ATLAS TDR 15, Vol.II, 1999) using theoretical matrix element from paper D.Melikhov, N.Nikitin, S.Simula, PRD57, 6814, 1998.

## Results of 1998-1999 years simulation:

After 3 year LHC work at  $L=10^{33} \text{ cm}^{-2}\text{s}^{-1}$  ( $30 \text{ fb}^{-1}$ ) will be expected  
~2000 signal events at 290 BG events

# $B^0_d \rightarrow K^*(892)\mu^+\mu^-$ decay at ATLAS – II

## 2005-year results

**~120 keV** of signal before the cuts  
for **30 fb<sup>-1</sup>**.

---

### Cuts:

$p_T(\mu) > 6$  GeV,  $|\eta(\mu)| < 2.5$

$M(h^+h^-) = M(K^*) \pm 30$  MeV

Vertexing procedure VkaIVrt:

$$\chi^2 < 18, L_{xy}/\sigma > 35$$

Isolation cut: no ch.trecs

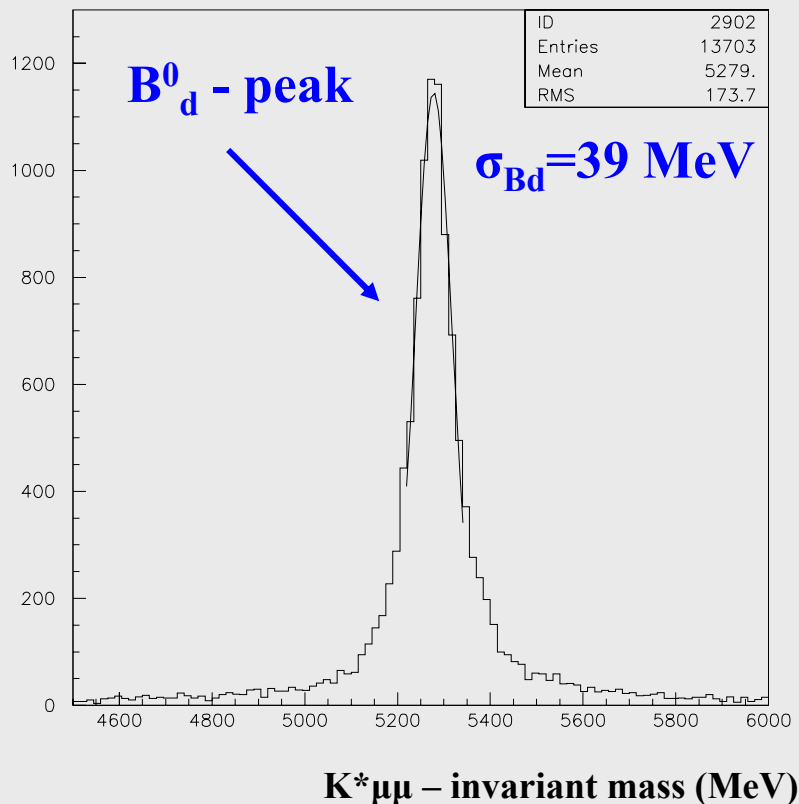
$$p_T > 0.8 \text{ GeV in cone with } \theta < 5^\circ$$

---

**~ 3000 signal** events after all cuts

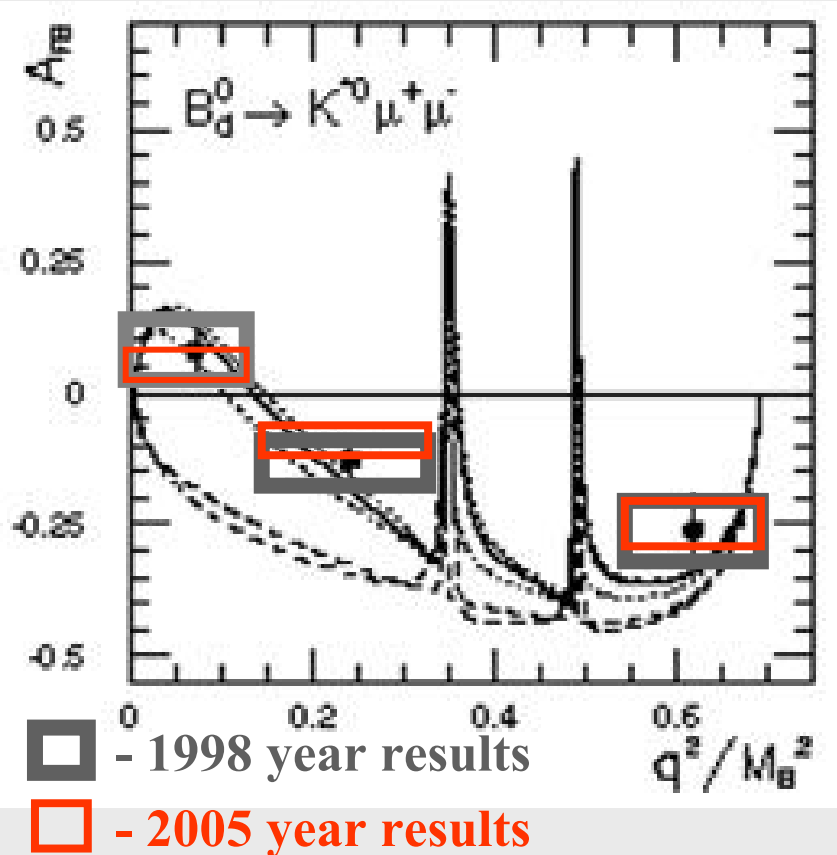
**< 3000 BG** (events, will be reconsidered when  
high statistics available)

Number of reconstructed events (2005 year)





# MSSM in $B \rightarrow K^*(892) \mu^+ \mu^-$ decay and ATLAS precision



Sensitivity of  $A_{FB}$  to the choice of the Wilson coefficients in one MSSM scenario:

P.Cho, M.Misiak, D.Wyller, PRD54, p.3329, 1996.

Interval	min - 0.14	0.14-0.33	0.55-max	
<b>SM</b>	1998	10%	-14%	-26%
	2005	5%	-12%	-25%
<b>MSSM</b>	-17 - 5%	-35 - -13%	~30%	
<b>ATLAS</b>	98	5%	4.5%	6.5%
	05	2%	2%	5%

Three intervals for variable  $q^2/M_B^2$ . If in the first interval the negative average asymmetry will be measured, it will be **convincing demonstration of a SM extensions reality.**

# $B_s^0 \rightarrow \phi \mu^+ \mu^-$ decay at ATLAS

## 1998 and 2005 year results

**$\sim 21$  keV** of signal before the cuts  
for  **$30 \text{ fb}^{-1}$** .

---

**Cuts:**

$$p_T(\mu) > 6 \text{ GeV}, |\eta(\mu)| < 2.5$$

$$M(h^+h^-) = M(\phi) \pm 9 \text{ MeV}$$

**Vertexing procedure VkaIVrt:**

$$\chi^2 < 18, L_{xy}/\sigma > 35$$

**Isolation cut:** no ch.trecs

$$p_T > 0.8 \text{ GeV in cone with } \theta < 5^\circ$$

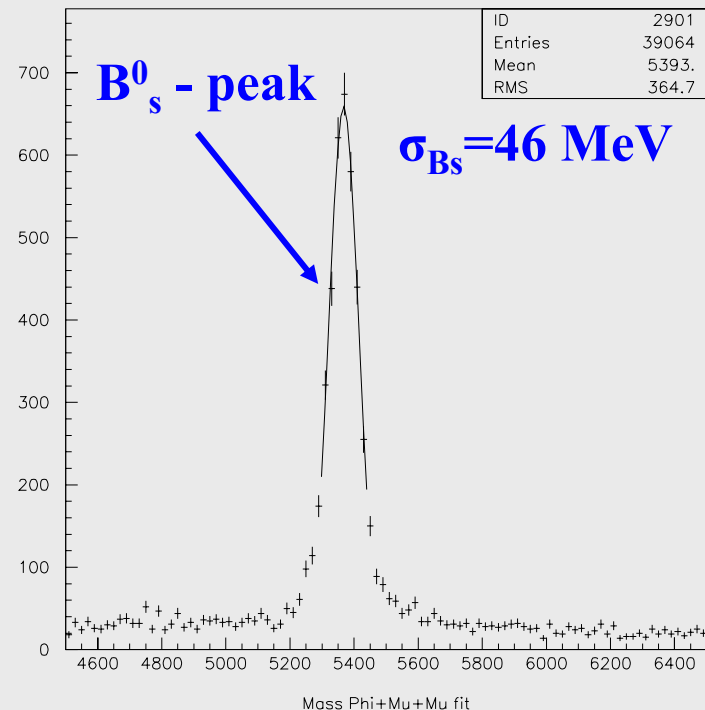
---

**2005-year**

**$\sim 900$  signal** events after all cuts;

**$< 3000$  BG** (events, will be reconsidered  
when high statistics available)

Number of reconstructed events (2005 year)



**1998-year (TDR)**

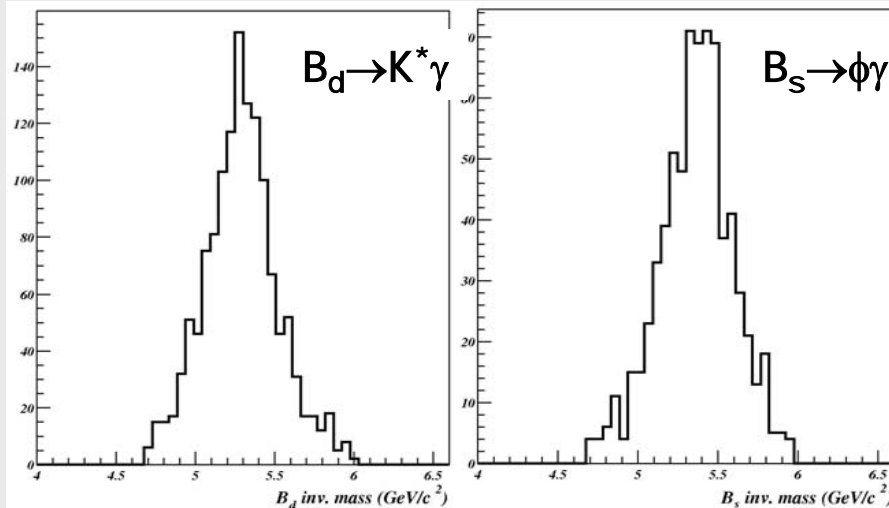
**410 signal** events after all cuts;

**140 BG** events.

# Radiative penguins in ATLAS: 2002-2004

## Points for study in ATLAS:

Branching for  $B_s \rightarrow \phi \gamma$ , angular distributions measurements.



ATL-PHYS-PUB-2005-006



Estimations based on the simplified trigger and the complete off-line studies for 3 years LHC work at  $L=10^{33} \text{cm}^{-2}\text{s}^{-1}$  ( $30 \text{fb}^{-1}$ ):

$B_s \rightarrow \phi \gamma$ : 3400 signal ev.,  $S/\sqrt{BG} > 7$ ;

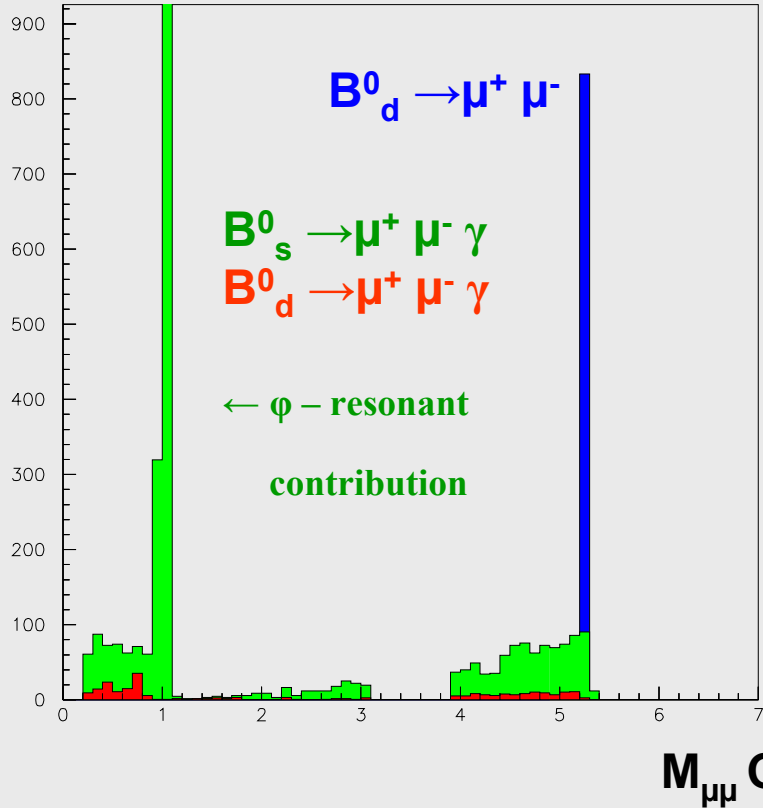
$B_d \rightarrow K^{*0} \gamma$ :  $\sim 10000$  signal ev.,  $S/\sqrt{BG} > 5$ .

$B \rightarrow K^{*0} \pi^0$  BG rejection under investigation combining  $\pi^0/\gamma$  rejection cuts, kinematics and angle between  $B^0$  and  $K^+$  at  $K^*$  rest frame cuts.

# $B^0_{d,s} \rightarrow \mu^+ \mu^- \gamma$ as BG to $B^0_d \rightarrow \mu^+ \mu^-$

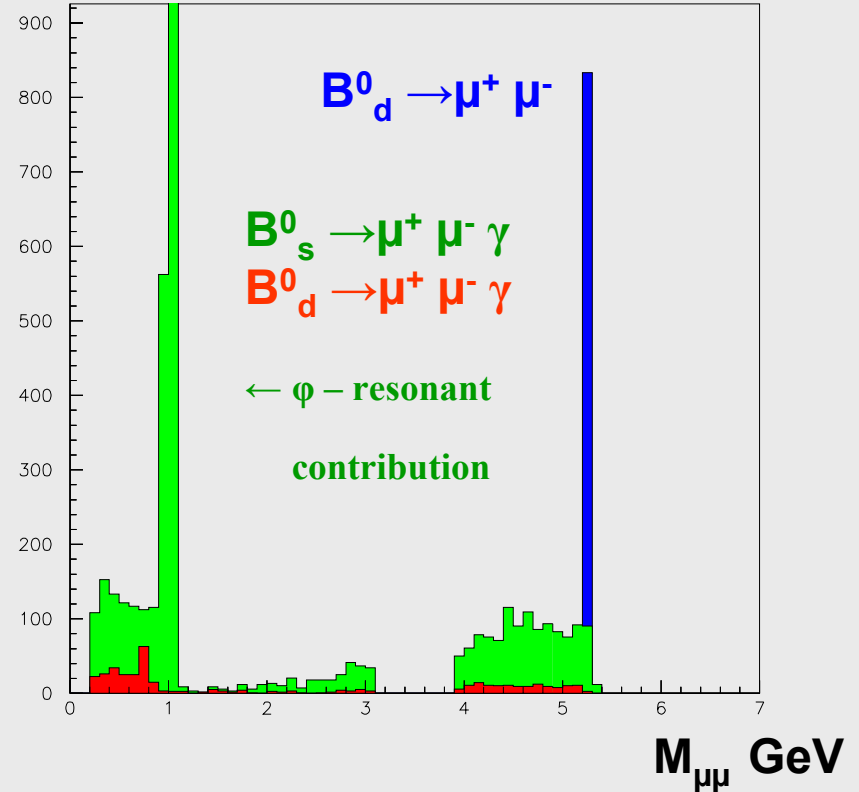
Number of events

$p_T(\gamma) < 2 \text{ GeV}$



Number of events

$p_T(\gamma) < 4 \text{ GeV}$

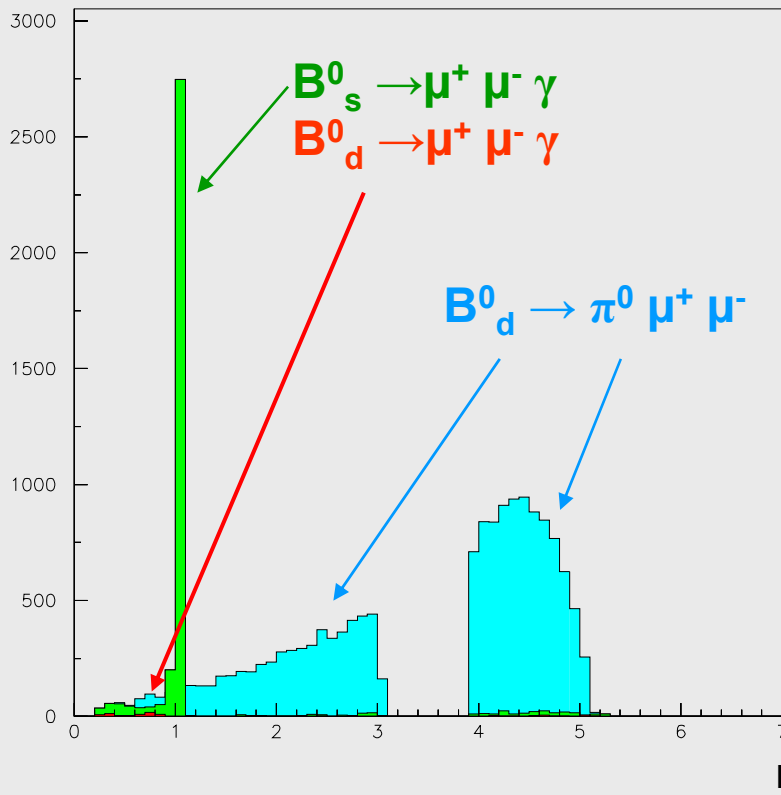


$|\eta(\mu)| < 2.5, p_T(\mu) > 6 \text{ GeV}$

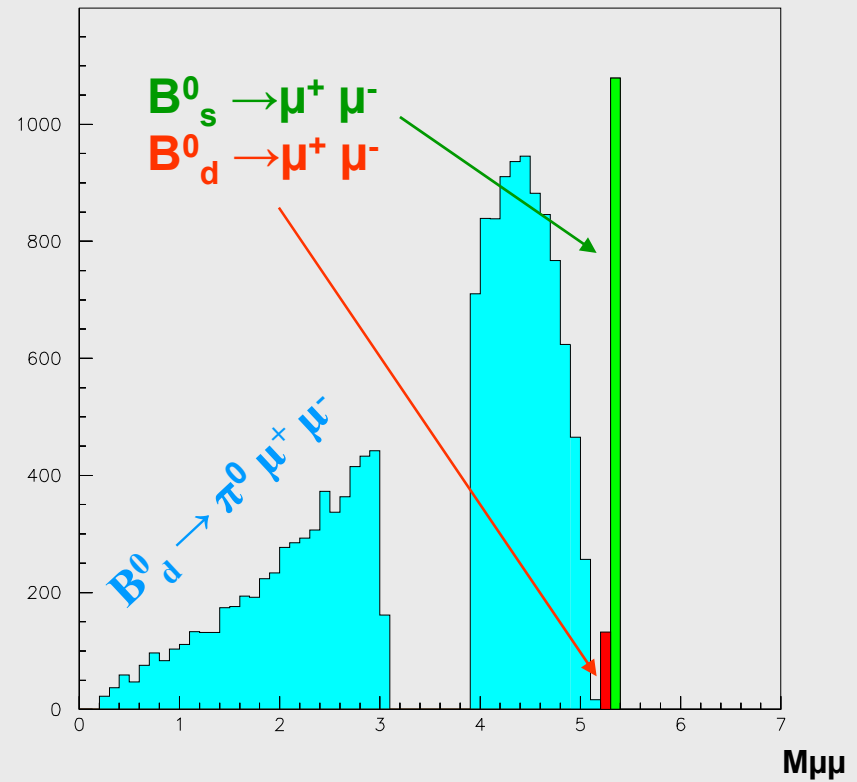
The decays  $B^0_{d,s} \rightarrow \mu^+ \mu^- \gamma$  are **not essential background** for the decay  $B^0_d \rightarrow \mu^+ \mu^-$ .

$B_d^0 \rightarrow \pi^0 \mu^+ \mu^-$  as BG to  $B_{d,s}^0 \rightarrow \mu^+ \mu^- \gamma$   
and  $B_{d,s}^0 \rightarrow \mu^+ \mu^-$  decays

Number of events



Number of events

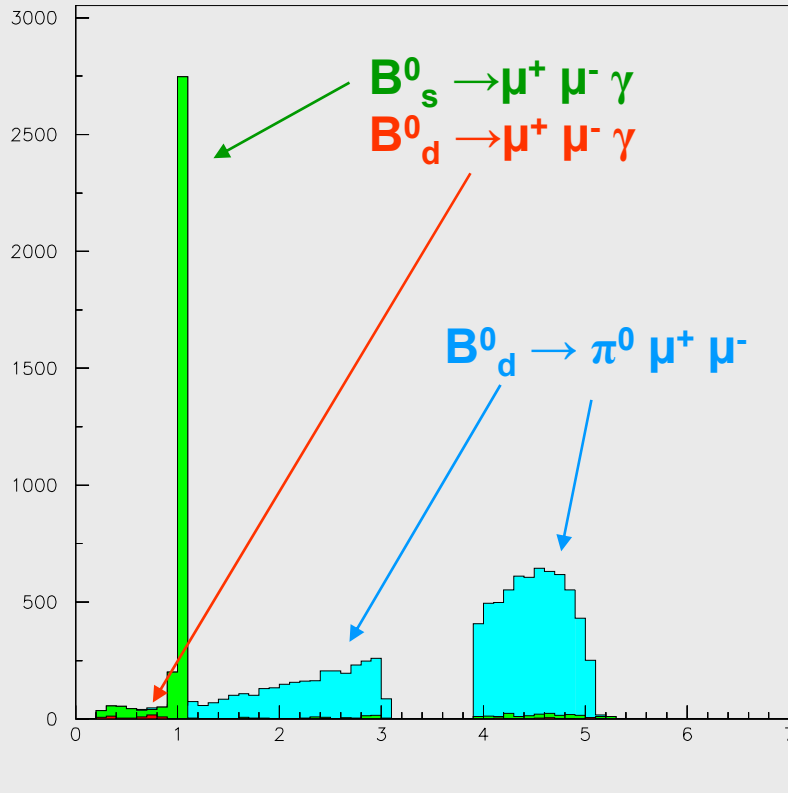


$|\eta(\mu)| < 2.5, p_T(\mu) > 6 \text{ GeV}, \pi^0 \rightarrow \gamma \gamma, p_T(\pi^0) < 4 \text{ GeV}$

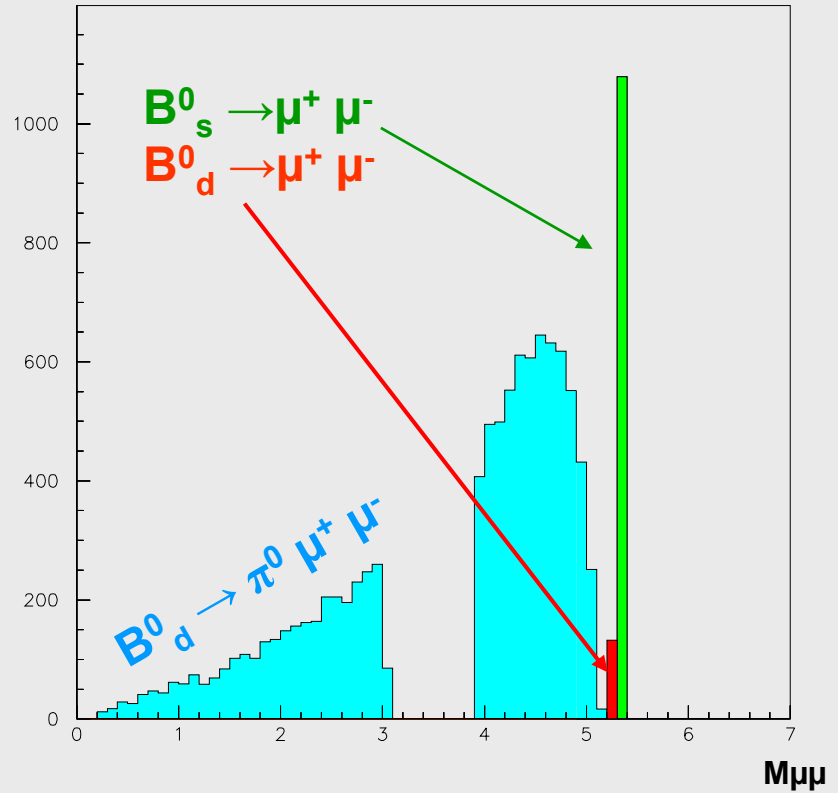
The **particle level simulation** with the theoretical  
branching ratio predictions for SM.

# $B^0_d \rightarrow \pi^0 \mu^+ \mu^-$ as BG to $B^0_{d,s} \rightarrow \mu^+ \mu^- \gamma$ and $B^0_{d,s} \rightarrow \mu^+ \mu^-$ decays

Number of events



Number of events



$|\eta(\mu)| < 2.5, p_T(\mu) > 6 \text{ GeV}, \pi^0 \rightarrow \gamma \gamma, p_T(\pi^0) < 2 \text{ GeV}$

At the **particle level** simulation the decay  $B^0_d \rightarrow \pi^0 \mu^+ \mu^-$  are  
**essential background** for  $B^0_{d,s} \rightarrow \mu^+ \mu^- (\gamma)$  decays

# CONCLUSION

- a) All signal channels of interest and corresponding BG were subject to detail studies at 2004-2005 for final ATLAS Detector layout with new software at initial LHC luminosity  $10^{33}\text{cm}^{-2}\text{s}^{-1}$ .**
- b) ATLAS proved to be capable to extracting signals of all main rare B-decays of interest at LHC.**
- c) Earlier ATLAS studies (1998-1999) proved that dimuon channels program can be followed up to nominal LHC luminosity  $10^{34}\text{cm}^{-2}\text{s}^{-1}$ .**



# Appendix

# Other Wilson Coefficients of SM extensions for rare decays

One-loop SUSY calculations and other SM extensions:

**C.Bobeth, T.Ewerth, F.Kruger, J.Urban, PRD66, 074021 (2002)**

**G.Hiller, F.Kruger, PRD69, 074020 (2004)**

**... and many-many-many papers ...**

For good parametrisations and many references see:

**A.Dedes, B. Todd Huffman, PLB600, p.261 (2004)**

Two-loop MSSM calculations for rare penguins:

**C.H.Chen, C.Q.Geng, PRD71, 054012 (2005)**

**S.Baek, PLB595, pp.461-468 (2004)**

**The last work: J.Ellis, K.A.Olive, V.C.Spanos, hep-ph/0504196**

# “Rome production”: 2005 – Data Samples

Generation (with theoretical matrix elements), full simulation, digitization and reconstruction with **9.0.4** and **10.0.1** software releases, analysis of AOD in **10.0.1** .

## Signal channels:

**$B \rightarrow \mu\mu\mu\mu$**  Rome production. **5 kEv** in analysis (AOD)

**$B \rightarrow K^*\mu\mu\mu\mu$**  Private (evgen-simul-digi-reco) **30 kEv** (AOD)

**$B \rightarrow \phi \mu\mu\mu\mu$**  Private (evgen-simul-digi-reco) **12 kEv** (AOD)

**$\Lambda_b \rightarrow \Lambda \mu\mu\mu\mu$**  Private (evgen-simul-digi-reco) **~50 kEv** (AOD)

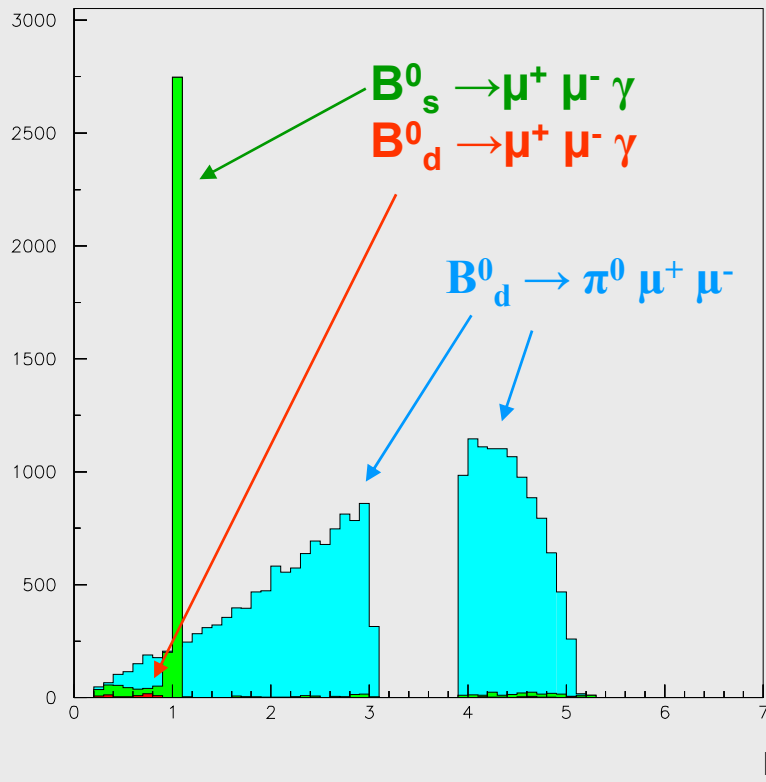
## Background samples:

**$bb \rightarrow \mu\mu\mu\mu X$**  **23kEv** included cut on  $M(\mu\mu) \sim M(B_s^0)$

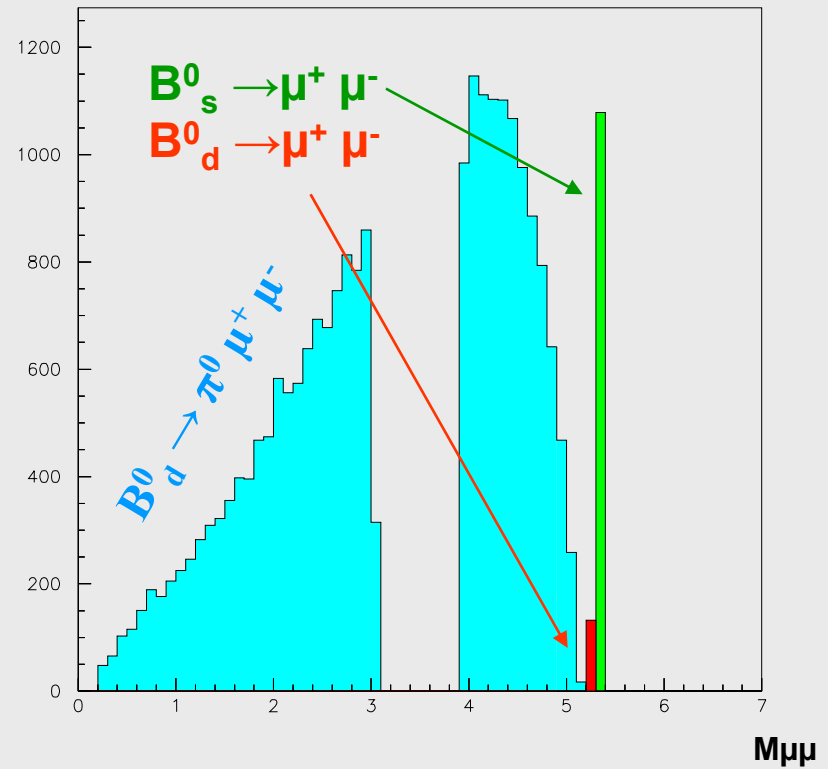
**$bb \rightarrow \mu\mu\mu\mu X$**  **23kEv** for **B**-decays and **~31kEv** for  **$\Lambda_b$** -decays

$B^0_d \rightarrow \pi^0 \mu^+ \mu^-$  as BG to  $B^0_{d,s} \rightarrow \mu^+ \mu^- \gamma$   
and  $B^0_{d,s} \rightarrow \mu^+ \mu^-$  decays

Number of events



Number of events



$|\eta(\mu)| < 2.5$ ,  $p_T(\mu) > 6$  GeV,  $\pi^0 \rightarrow \gamma \gamma$ , **no cuts on  $p_T(\pi^0)$**

The **particle level simulation** with the theoretical branching ratio predictions for SM.